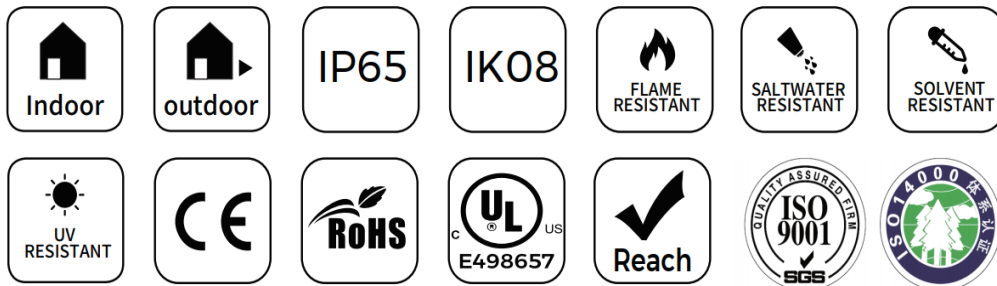


Specification

Cambered Linear Flex Series WK-RD25



▼ Features

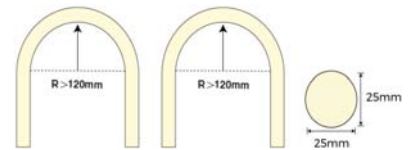


- ※ Light source: High luminous efficiency, LM80 test proved.
- ※ Process & Material: High light transmittance, food-grade environmental silicone material, integrated extrusion molding technology, High protection level.
- ※ Optical Design: Unique optical light distribution structure design, uniform lighting surface and no shadow.
- ※ Appearance Design: Compared with the traditional neon tube or PVC guardrail tube, the silicone material has good flexibility, the simple and stylish appearance, which is exquisite and unique.
- ※ Product Certification: UL, CE, ROHS.
- ※ Environmental Features: Resistance to saline solutions, acids & alkali, corrosive gases and UV.
- ※ Working/Storage Temperature: Ta:-20~55°C / 0°C ~ 60°C.
- ※ Life Span: 36000H, 3 years warranty .

▼ Product Application

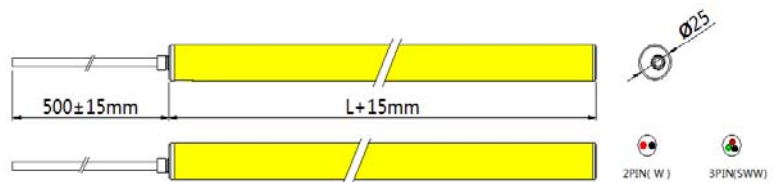
- ※ 3-dimensional space styling
- ※ Indoor decorative lighting

▼ Product Bending Application

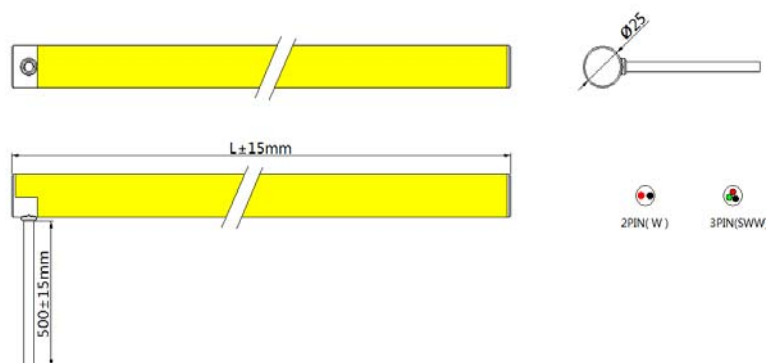


▼ Product's protective technology & structure size

IP65 Top outlet



IP65 Side outlet



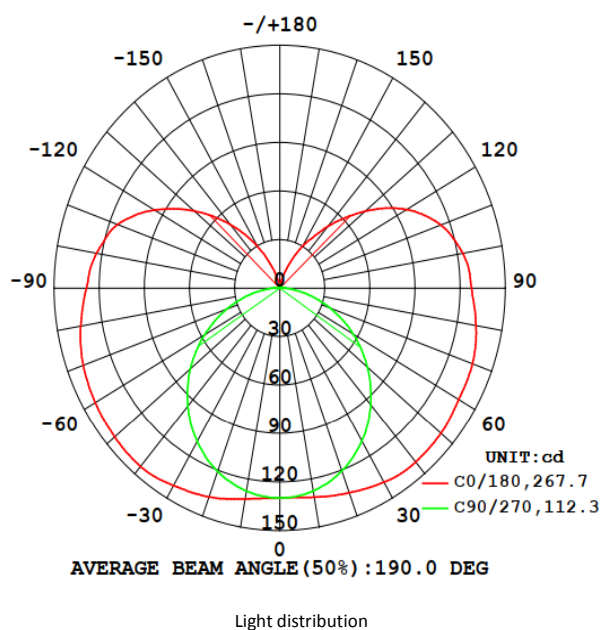
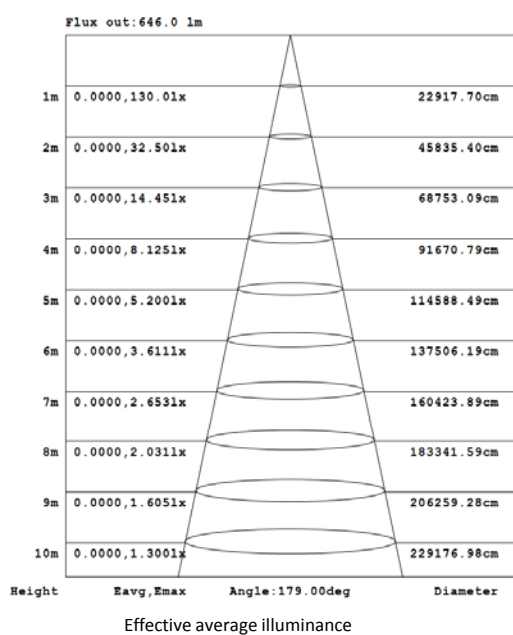
▼ Basic Parameters

Model	CCT/colors	CRI	Input voltage (V)	Rated current (A)	Rated power (w)	Lumens (LM)	Size (mm)	Max.length	Remark
RD25-9XX 24CSN050CC0500-ESD	2300K	>95	24V	0.6	14.4	850	Φ25	5000mm	No cutting
	2700K					950			
	3000K					950			
	4000K					950			
	2300K~4000K	>90				750			

Note :

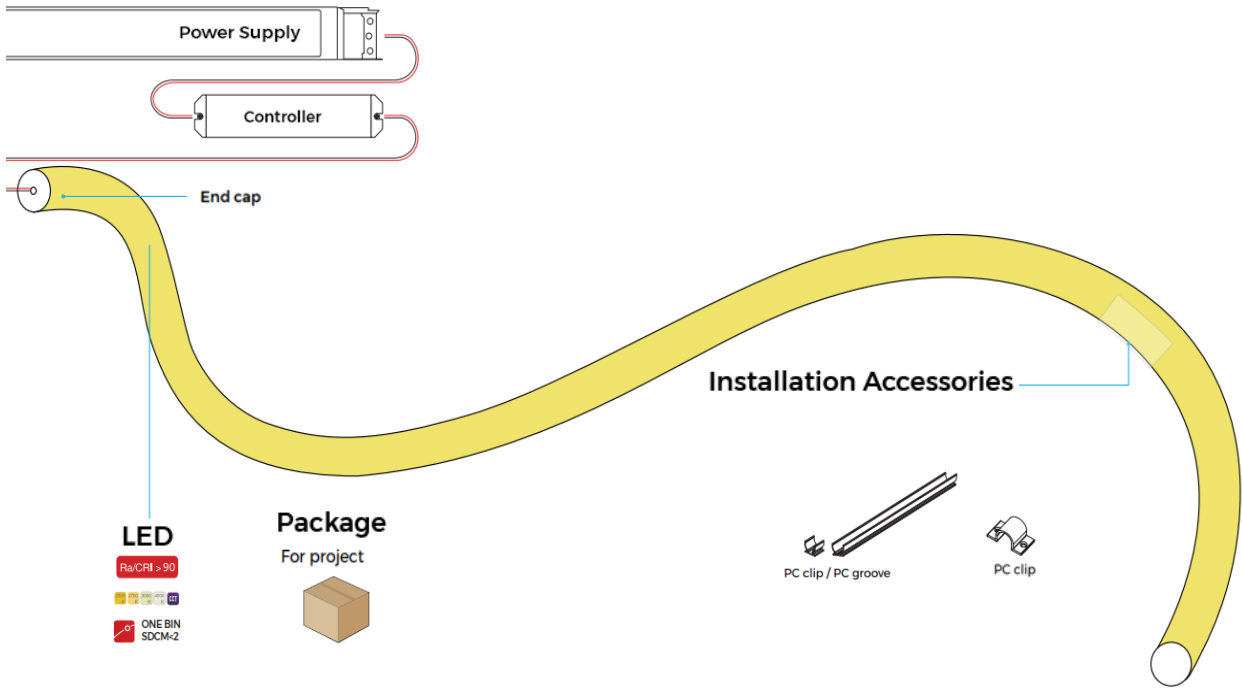
- 1、 The above data is the testing result of 1M standard product;
- 2、 The power and lumens of output data can be vary up to $\pm 10\%$;
- 3、 he above parameters are all typical values ;

▼ Light Distribution


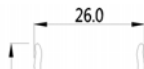



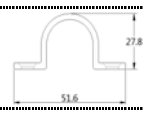




Note: The above data are based on the color temperature of 4000K monochrome. If you need other color IES files, please download the corresponding model from the IES database.



▼ Product System Solutions



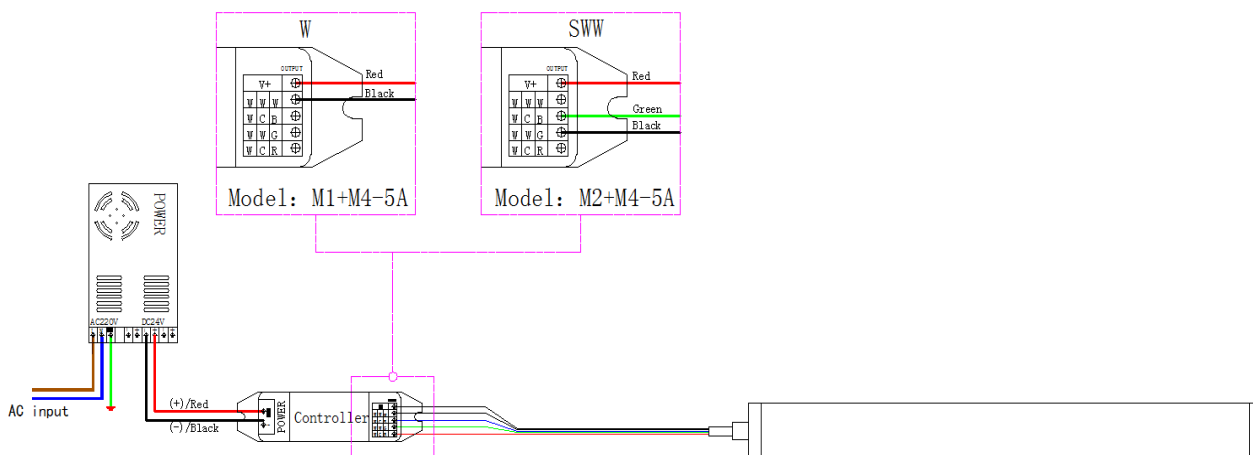
▼ Accessory information

Name	Description	Image	Sectional size	Ordering code	Product quantity/case (PCS)	Product quantity/case (kg)	Net weight per box (kg)	Gross weight (kg)	Gross weight (mm)	Remark
PC carrier	Flat mounting PC groove			AS-RD25P-1000	30	0.1	3	4	1290*112*50	Size : L1000*W26*H21.5mm,with screws
PC carrier	Flat mounting of PC clip			AS-RD25P-60	100	0.01	1	1.2	250*250*150	Size : L60*W26*H21.5mm,with screws
PC carrier	Flat mounting of PC clip			AS-RD25P1-25	100	0.01	1	1.2	250*250*150	Size : L25*W51.6*H27.8mm,with screws
connector	2PIN IP68 Waterproof connector		/	AS-FC-0001	512	0.016	8.192	9.5	365*365*190	Suitable for single color strip
connector	3PIN IP68 Waterproof connector		/	AS-FC-0002	512	0.018	9.216	10.2	365*365*190	Suitable for SWW strip

▼ Product Control System

Name	Model	Ordering code	Parameters	Dimming constant-voltage acceptor	Suitable products
 Single color dimming set	M1+M4-5A	23-01-00-0045	Operating voltage: 3VDC (Battery CR2032) Operating frequency: 433.92MHz Remote control distance: 30m Operating temperature: -30°C 55°C	Input voltage: 12-24VDC Maximum loaded current: 5A*4CH Max 20A Maximum loaded power:240W/480W(12V/24V) Operating temperature: -30°C 55°C Size: L170*W44*H30(mm) Package size: L228*W155*H32(mm)	White color strip
 CCT set	M2+M4-5A	23-01-00-0005	Operating voltage: 3VDC (Battery CR2032) Operating frequency: 433.92MHz Remote control distance: 30m Operating temperature: -30°C 55°C	Input voltage: 12-24VDC Maximum loaded current: 5A*4CH Max 20A Maximum loaded power:240W/480W(12V/24V) Operating temperature: -30°C 55°C Size: L170*W44*H30(mm) Package size: L228*W155*H32(mm)	SWW dual CCT LED strip

▼ Wiring Diagram



▼ Installation Guidance

Installation of clip

1. Use screws to fix the clips or carriers on the mounting position

⚠ Clip: 3 clips can be used for 1m;

Installation of carrier

1. When installing the LED strip, install it from both ends at the same time, installation from one direction is prohibited.

⚠ If the length of LED strip is over 2m, it is recommended to install by two persons.

> 2m

2. Use tool to disassemble carefully, and do not pull the LED strip directly.

⚠ If the length of LED strip is over 2m, it is recommended to disassemble by two persons.

> 2m

▼ Precautions

- Use a 24V DC isolated power supply to drive the neon lamp strip and the ripple wave of constant voltage source shall be less than 5%. It is not allowed to use RC voltage reduction or non-isolated power supply to drive the neon lamp strip.
- In actual applications, 20% of the power supply shall be kept (only 80% of the power is used) to guarantee that sufficient voltage is available to drive the product.
- Attention shall be paid to safe operation. After powering on, it is not allowed to touch the AC power supply to avoid an electric shock.
- Attention shall be paid to the positive and negative poles of the wires during installation and whether the power supply conforms to required voltages to avoid damages.
- Avoid scratching, distortion and irregular bending of the product during installation; otherwise it may cause irreparable damage to the product.
- Please do not bend the strip into an arc with a diameter less than 120mm to ensure the longevity and reliability, the bending diameter too small will damage the product itself.
- If the actual length of application exceeds the specified using length, it will lead to overload heating and uneven brightness.
- To keep the eyes from being harmed, try to avoid staring at the glowing side of the LED strip for a long time.
- Non-professionals are prohibited from installing, disassembling and repairing the product.
- Do not use any acid or alkaline adhesive to fix products (including not limited to glass cement, etc.)
- Product is not suitable for use in swimming pools and fountains.
- Please confirmed before usage as products of varied sizes show slight differences in their color under same color temperature due to their structural differences.
- It is forbidden to cut the product to avoid lamp body damage due to improper operation.

